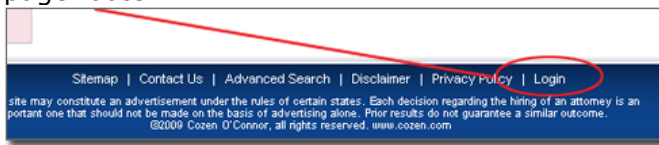


Instructions for Website Registration and Login

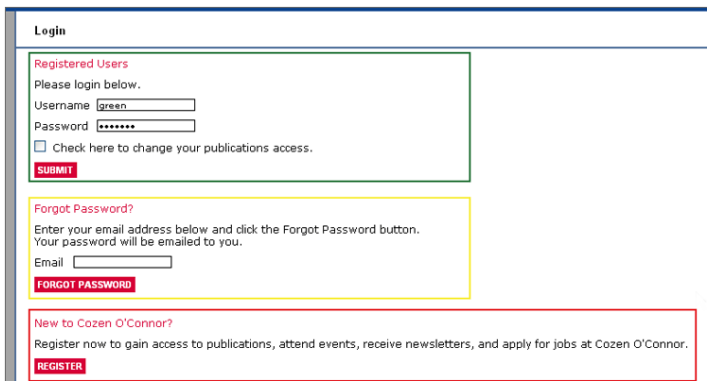
Thank you for your interest in Cozen O'Connor's Electronic Subrogation Library.

This is the first step for all actions related to the Electronic Library

Go to www.cozen.com and click on the 'login' link in the blue page footer.



You will land here:



Login

Registered Users
Please login below.
Username
Password
 Check here to change your publications access.
SUBMIT

Forgot Password?
Enter your email address below and click the Forgot Password button.
Your password will be emailed to you.
Email
FORGOT PASSWORD

New to Cozen O'Connor?
Register now to gain access to publications, attend events, receive newsletters, and apply for jobs at Cozen O'Connor.
REGISTER

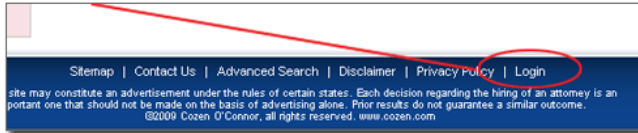
What would you like to do now?

- [Login](#) (page 2)
- [Register for the first time](#) (page 3)
- [Retrieve your password \(Forgot Password\)](#) (page 4)
- [Request access to more publication categories](#) (*page 2)

LOGIN-Registered Users:

If you are a Registered User, login here using the email address you initially registered with and the password you chose enter them in.


Click on the Login Link:



Enter your Username and Password.


A screenshot of the 'Registered Users' login form. The form has a title 'Registered Users' and a sub-header 'Please login below.'. It contains two input fields: 'Username' with the value 'green' and 'Password' with masked characters '*****'. Below the password field is a checkbox labeled 'Check here to change your publications access.' and a red 'SUBMIT' button.

When you log in successfully, you will get this message:

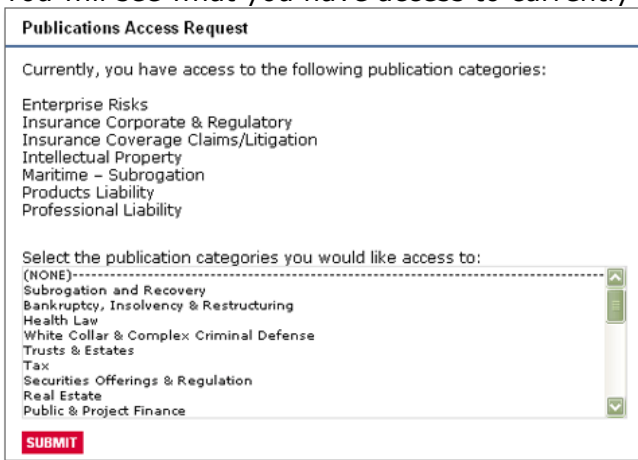


You may now navigate through the site and download any publication you wish.

*** If you wish to view sections other than what you initially selected in your registration form, the next time you login, check the box labeled 'Check here to change your publication access'**

A screenshot of the login form, identical to the one above, but with the checkbox labeled 'Check here to change your publications access.' highlighted in red.

You will see what you have access to currently and also what else is available

A screenshot of the 'Publications Access Request' form. The form has a title 'Publications Access Request' and a sub-header 'Currently, you have access to the following publication categories:'. It lists several categories: Enterprise Risks, Insurance Corporate & Regulatory, Insurance Coverage Claims/Litigation, Intellectual Property, Maritime - Subrogation, Products Liability, and Professional Liability. Below this list is a section titled 'Select the publication categories you would like access to:' with a dropdown menu. The dropdown menu is currently set to '(NONE)'. The dropdown menu options are: Subrogation and Recovery, Bankruptcy, Insolvency & Restructuring, Health Law, White Collar & Complex Criminal Defense, Trusts & Estates, Tax, Securities Offerings & Regulation, Real Estate, and Public & Project Finance. There is a red 'SUBMIT' button at the bottom of the form.

Once 'Submitted' you will be logged in to the site and can download and view publications.

Welcome!

Thank you for your interest in the Cozen O'Connor Subrogation Electronic Library.

As a new user to the system, you will be asked to complete a simple form in which you will also set up your account password.

New to Cozen O'Connor?

Register now to gain access to publications, attend events, receive newsletters, and apply for jobs at Cozen O'Connor.

REGISTER

Please select the red 'Register' Button and complete the form. Please select all areas of interest from the Publication Categories (select multiple categories by ctrl-click or shift-click). Don't forget to check the Disclaimer and Privacy Policy box.

Generally, approvals are done in 24-48 hours (working days).

Your approval will come via email.

Once approved, you can log in and start browsing the library

Retrieve Password (Forgot Password):

Enter the email address that you used to initially register with into the 'Forgot Password' box and click on the 'Forgot Password' box.

Forgot Password?

Enter your email address below and click the Forgot Password button.
Your password will be emailed to you.

Email

FORGOT PASSWORD

Your password will be sent to your inbox.

Proceed to [login](#)